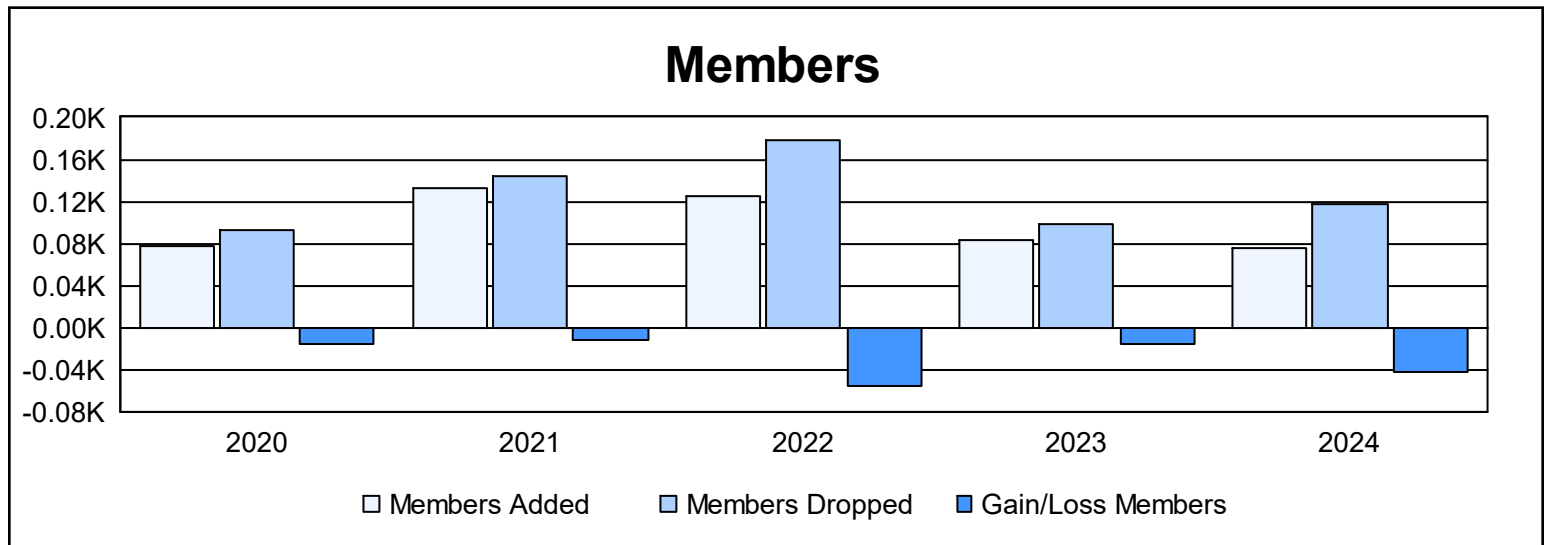
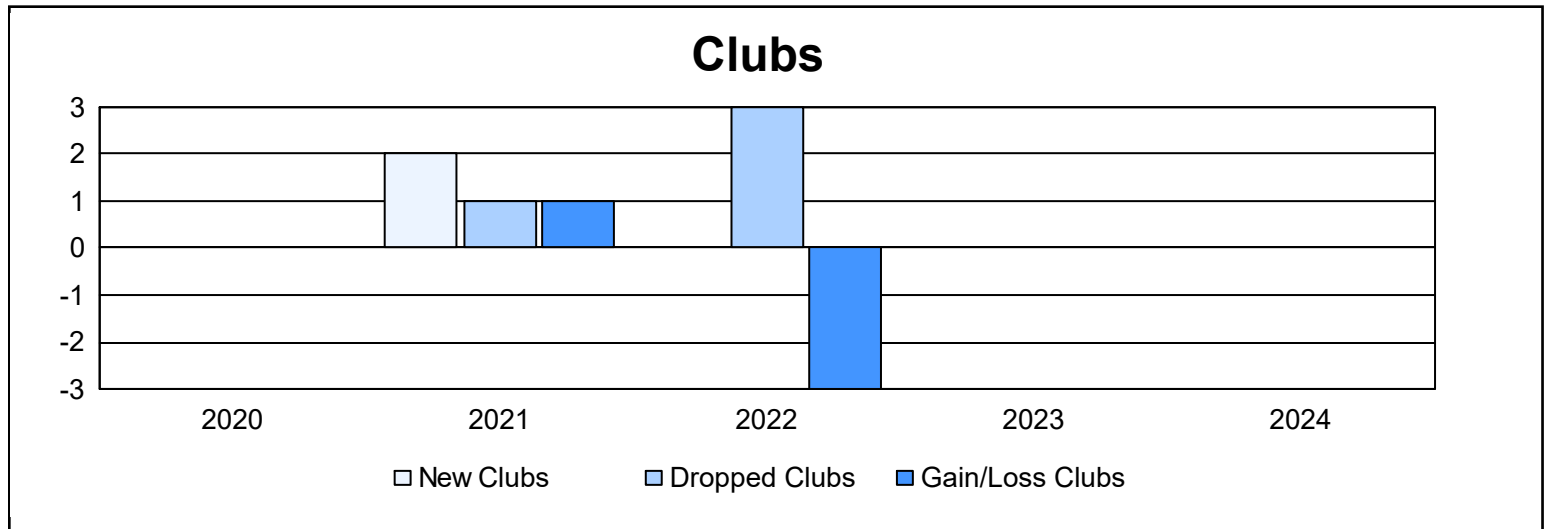
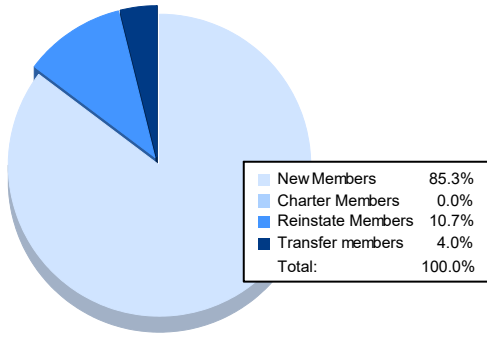


Year	New Clubs	Dropped Clubs	Gain/ Loss Clubs	New Members	Charter Members	Reinstate Members	Transfer Members	Total Member Added	Total Members Dropped	Gain/ Loss Members
2019-2020	0	0	0	69	2	6	0	77	92	-15
2020-2021	2	1	1	76	49	8	0	133	144	-11
2021-2022	0	3	-3	94	3	10	17	124	179	-55
2022-2023	0	0	0	69	0	12	2	83	99	-16
2023-2024	0	0	0	64	0	8	3	75	117	-42
<b>Average</b>	<b>0</b>	<b>1</b>	<b>0</b>	<b>74</b>	<b>11</b>	<b>9</b>	<b>4</b>	<b>98</b>	<b>126</b>	<b>-28</b>



### Membership Composition June 2024 Cumulative



### Gender Composition June 2024 Cumulative

